

PROJECT: _____

SCHEDULE: _____ DATE: _____

PREPARE BY: _____

NOTES: _____

HID RETROFIT INTEGRATED BALLAST

DESCRIPTION

naturaLED® Corn lamps are an easy LED replacement for HID and CFL lamps. These lamps have an integrated driver, dissipate heat (without the use of a fan) with extended aluminum heatsink. Available in E26 and EX39 base, with wattage options ranging from 16W, 36W, 54W, and 100W. naturaLED® Corn lamps feature a high lumen output and are perfect solutions for industrial, commercial & residential applications.



APPLICATIONS

High Bay, Ceiling, Garden, Commercial Building, Parking Garage, Post top

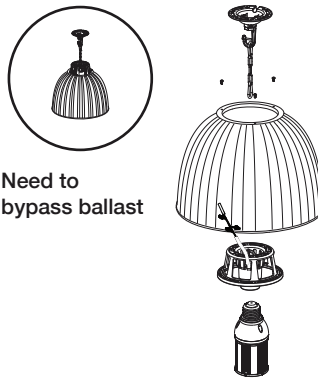


Rated Life Hours 50,000
Warranty 5 Years


FEATURES

- IP63 / IP65 Rated
- UL Listed
- Color Temp: 2700K, 3000K, 4000K, 5000K
- Voltage: 120-277V
- Power Factor: >0.9
- Surge Protection: 6KV
- Beam Angle: 360°
- CRI: >80
- Operating Temperature: - 31°F - 113°F
- Integrated Ballast (By-pass)
- Universal Position
- 5Year Warranty
- 50,000 hrs rated average life

DIRECT REPLACEMENT



BASE



SAMPLE NUMBER LED16HID/E26/190L/830

STYLE	WATTAGE	SERIES	BASE	LUMENS	CRI	COLOR TEMP
LED	16	HID	E26	190L	8	30
LED Lighting	16 Watt	HID Lamp	E26 Base	1,900 Lumens	CRI 80	3000K

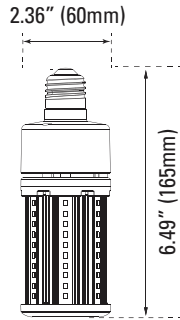


ORDERING

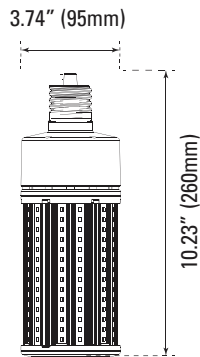
Watts (W)	Ordering Code	Description	CCT (K)	Lumens (Lm)	Base	Beam Angle	Equiv. Wattage (W)	IP65 Rated
16	4540	LED16HID/E26/190L/830	3000K	1,900	E26	360°	50-100	IP63
20	5965	LED20HID/E26/220L/827	2700K	2,200	E26	360°	150	•
24	4515	LED24HID/E26/270L/830	3000K	2,700	E26	360°	150	•
28	5967	LED28HID/E26/310L/827	2700K	3,100	E26	360°	150	•
25.3	5969	LED27HID/EX39/300L/830	3000K	2,903	EX39	360°	150	•
25.3	5944	LED27HID/EX39/300L/850	5000K	2,903	EX39	360°	150	•
35	5970	LED36HID/EX39/400L/830	3000K	4,008	EX39	360°	200	•
35	4542	LED36HID/EX39/430L/850	5000K	4,228	EX39	360°	200	•
54	4518	LED54HID/EX39/570L/830	3000K	5,130	EX39	360°	250	•
75	5973	LED75HID/EX39/800L/840	4000K	8,153	EX39	360°	320	•
75	5950	LED75HID/EX39/800L/850	5000K	8,153	EX39	360°	320	•
80	4520	LED80HID/EX39/860L/850	5000K	7,600	EX39	360°	320	•

DIMENSIONS

16W (E26)
0.71-lbs

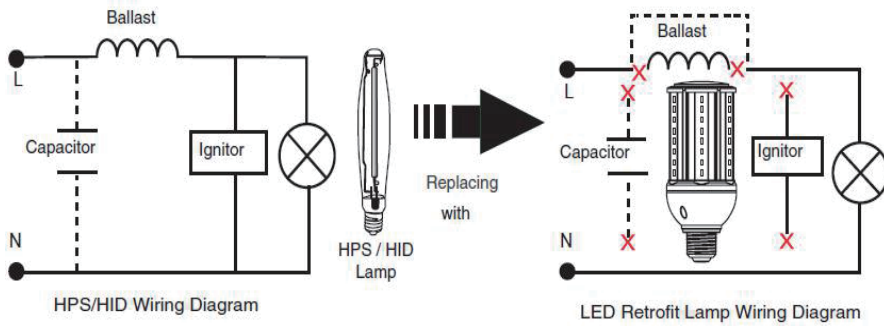


54W (EX39)
2.65-lbs



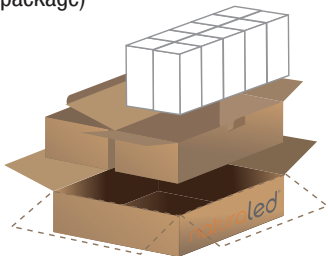
INSTALLATION

Replacing HPS/HID Lamp



PACKAGE

Case Qty 20 pcs
(10 for inner package)
(E26 Base)



Case Qty 10 pcs

