

TF TROFFER

PROJECT: _____

SCHEDULE: _____ DATE: _____

PREPARE BY: _____

NOTES: _____

DESCRIPTION

naturaLED® Troffer is the perfect solution for your interior lighting needs. The troffers come in 2x2 and 2x4 for T-Bar/Grid ceilings and are designed for easy installation and maximum energy savings. The Mounting can fit for both 1" and 9/16" T-bar grids.



APPLICATIONS


Conference, Meeting Rooms, Factories, Offices, Schools, Hospitals

Rated Life Hours 50,000
Warranty 5 Years

FEATURES

- Damp Location
- UL Listed
- Color Temp: 3500K, 4000K, 5000K
- Voltage: 120-277V
- Power Factor: >0.9
- Beam Angle: 110°
- Dimmable: 1-10V
- CRI: >80
- Operating temperature: - 4°F - 104°F
- Lightweight for easy installation
- Available in 2' or 4' length
- Material: Cold-rolled steel
- 5Year Warranty
- Optional for purchase: Emergency Driver, Air Craft Cable

ACCESSORIES

-  Air Craft Cable
-  Emergency Driver

SAMPLE NUMBER LED-FXTF20/2X2/850

STYLE	FAMILY	SERIES	WATTAGE	LENGTH	CRI	COLOR TEMP
LED	FX	TF	20	2x2	8	50
LED Lighting	Fixture	Troffer	20 Watt	2-ft x 2-ft	CRI 80	5000K



ORDERING

Watts (W)	Ordering Code	Description	CCT (K)	Lumens (Lm)	Size	Equiv. Wattage (W)	Damp Location
20	7035	LED-FXTF20/2X2/840	4000K	2,480	2'x2'	60-70	•
20	7036	LED-FXTF20/2X2/850	5000K	2,480	2'x2'	60-70	•
30	7037	LED-FXTF30/2X4/835	3500K	3,930	2'x4'	90-100	•
30	7039	LED-FXTF30/2X4/850	5000K	3,930	2'x4'	90-100	•
49	7042	LED-FXTF49/2X4/850	5000K	6,485	2'x4'	120-130	•
76	7154	LED-FXTF76/2X4/840	4000K	6,903	2'x4'	120-130	•

ACCESSORIES (Ordered Separately)

Air Craft Cable

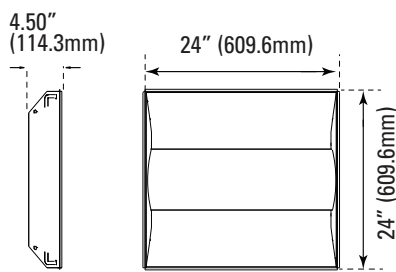


P10147 MT-ACC-4FT
(4-ft cable)

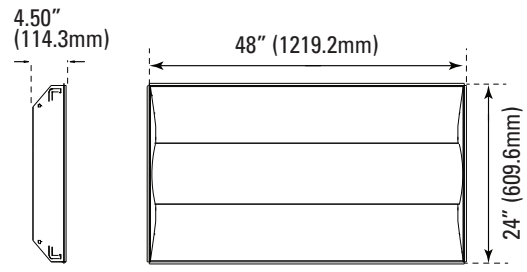
P10144 MT-ACC-10FT
(10-ft cable)

DIMENSIONS

2'x2'
7.95-lbs



2'x4'
9.95-lbs



PHOTOMETRICS CHART

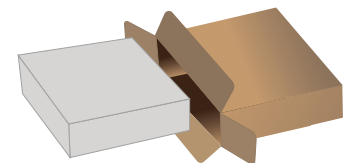
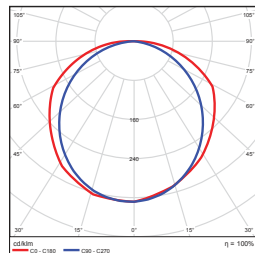
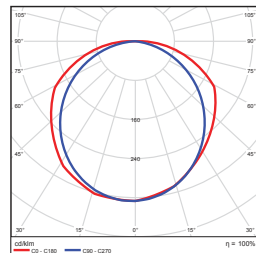
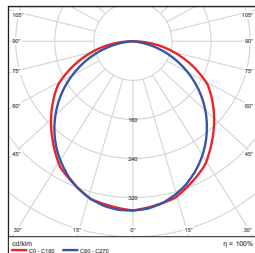
PACKAGE

20 Watt - 2'x2'

30 Watt - 2'x4'

49 Watt - 2'x4'

Case Qty 1 pc



■ CCT - C180 ■ CCT - C270 η = 100%

Center Beam (L)	Beam Width (L)
1.7ft 91.1 fc	6.0 ft 4.6 ft
3.3ft 82.5 fc	11.7 ft 9.0 ft
5.0ft 35.9 fc	17.7 ft 13.7 ft
6.7ft 20.0 fc	23.7 ft 18.3 ft
8.3ft 13.0 fc	29.4 ft 22.7 ft
10.0ft 8.99 fc	35.4 ft 27.3 ft

■ Vert. Spread: 121.0°
■ Horiz. Spread: 107.6°

■ CCT - C180 ■ CCT - C270 η = 100%

Center Beam (L)	Beam Width (L)
1.7ft 46.5 fc	7.0 ft 4.7 ft
3.3ft 123 fc	13.7 ft 9.1 ft
5.0ft 53.7 fc	20.7 ft 13.8 ft
6.7ft 29.9 fc	27.7 ft 18.5 ft
8.3ft 19.5 fc	34.4 ft 22.9 ft
10.0ft 13.4 fc	41.4 ft 27.6 ft

■ Vert. Spread: 120.4°
■ Horiz. Spread: 108.1°

■ CCT - C180 ■ CCT - C270 η = 100%

Center Beam (L)	Beam Width (L)
1.7ft 76.7 fc	7.0 ft 4.6 ft
3.3ft 203 fc	13.6 ft 8.9 ft
5.0ft 88.6 fc	20.6 ft 13.6 ft
6.7ft 49.4 fc	27.6 ft 18.2 ft
8.3ft 32.2 fc	34.2 ft 22.5 ft
10.0ft 22.2 fc	41.2 ft 27.1 ft

■ Vert. Spread: 120.0°
■ Horiz. Spread: 107.2°