

HID HID RETROFIT

DESCRIPTION

naturaLED® High Quality LED Retrofit Kits have been designed specifically for your existing HID fixtures. Upgrade your traditional HID fixtures using our LED HID Retrofit Kit. Delivering up to 2X higher lumens and efficacy compared to retrofits using generic LED kit. Utilizing high-efficiency LEDs and reliable drivers will save you time, energy, and money! Multiple mounting options and adjustability for Indoor and Outdoor applications to fit various fixture types. Wide and even light distribution is a perfect replacement to use for existing fixtures: Shoebox, High Bay, Low Bay, Flood, Wall Pack and much more. Providing many years of energy saving service and easy replacements for existing metal halide HID, high-pressure sodium, or mercury vapor light bulbs and ballasts.

APPLICATIONS

Warehouse , Security, Pathway, Street, Area Lighting

FEATURES

- ETL Listed
- Type V Lens
- ColorTemp: 4000K, 5000K
- Voltage: 120-277V
- Surge Protection: 4KV
- Dimmable: 1-10V
- CRI: 70
- Operating temperature: -22°F - 122°F
- Retrofit any high/low bay, wall pack, flood light & area light
- Extruded aluminum heat sink dissipates heat and ensures thermal management
- Featured built-in fan w/100,000 hrs average lifespan for 120W, 200W, 300W
- Material: Heavy duty cast aluminum, long durability, protects from dirt & insects
- Yoke mount included with adjustable position
- Color: Black
- 5 Year Warranty

PROJECT: _____

SCHEDULE: _____ DATE: _____

PREPARE BY: _____

NOTES: _____



Rated Life 50,000 Hours
Warranty 5 Years

ACCESSORIES

- Driver (included)
- E39 sockets (included for all models)
- E26 sockets (included for 50W only)
- Step down driver
- Driver (277-480V)

SAMPLE NUMBER		LED-RKIT50HID/40K		
STYLE	SERIES	WATTAGE	REPLACEMENT	COLOR TEMP
LED LED Lighting	RKIT Retrofit Kit	50 50 Watt	HID Metal Halide HID	40K 4000K



ORDERING

Watts (W)	Ordering Code	Description	CCT (K)	Lumens (Lm)	Equiv. Wattage (W)	Size	Dim (V)
50	7608	LED-RKIT50HID/40K	4000K	6,837	250-400	6" x 6.25"	1-10V
50	7609	LED-RKIT50HID/50K	5000K	6,837	250-400	6" x 6.25"	1-10V
200	7612	LED-RKIT200HID/40K	4000K	28,678	400-575	10" x 7"	1-10V
200	7613	LED-RKIT200HID/50K	5000K	29,025	400-575	10" x 7"	1-10V
300	7614	LED-RKIT300HID/40K	4000K	37,506	750-1000	10" x 11.65"	1-10V

ACCESSORIES (Included)

Base



E39 Socket
(Included with HID Retrofit 50W, 120W, 200W, 300W)

E26 Socket
(Included with HID Retrofit 50W)

Driver



Driver
(Included with HID Retrofit)

ACCESSORIES (Ordered Separately)

Driver Step Down



P10070 BA-PTN-0150-480220-7635
(347-480V to 277V Step Down Driver under 150W fixture)

P10069 BA-PTN-0250-480220-8645
(347-480V to 277V Step Down Driver under 250W fixture)

Driver (480V)



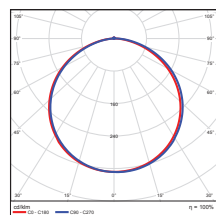
P10203 BALED-LHP-150M062
(277-480V Driver for RKIT 120W)

P10184 BALED-ESD-240S660DT
(277-480V Driver for RKIT 200W)

P10202 BALED-ESD-320S660DT
(277-480V Driver for RKIT 300W)

PHOTOMETRICS CHART

50 Watt

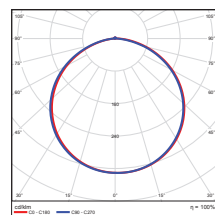


Illuminance at a Distance
Center Beam (fc) Span (WxH)

5.0ft	95.9 fc	15.9 ft	15.2 ft
10.0ft	23.8 fc	30.6 ft	30.5 ft
15.0ft	10.6 fc	45.9 ft	45.7 ft
20.0ft	6.96 fc	61.2 ft	61.0 ft
25.0ft	3.81 fc	76.5 ft	76.2 ft
30.0ft	2.63 fc	91.8 ft	91.4 ft

■ Vert. Spread: 113.7°
■ Horiz. Spread: 113.4°

200 Watt

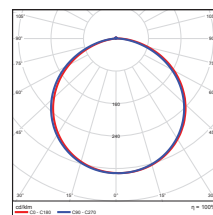


Illuminance at a Distance
Center Beam (fc) Span (WxH)

5.0ft	491 fc	15.7 ft	15.6 ft
10.0ft	100 fc	31.4 ft	31.2 ft
15.0ft	44.5 fc	47.1 ft	46.8 ft
20.0ft	25.1 fc	62.8 ft	62.4 ft
25.0ft	16.0 fc	78.4 ft	78.0 ft
30.0ft	11.1 fc	94.1 ft	93.6 ft

■ Vert. Spread: 115.0°
■ Horiz. Spread: 114.7°

300 Watt



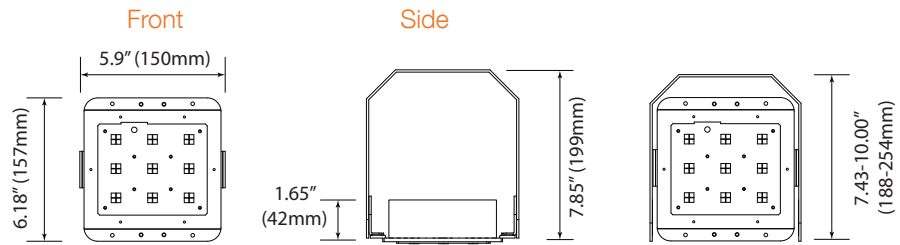
Illuminance at a Distance
Center Beam (fc) Span (WxH)

5.0ft	643 fc	14.9 ft	15.1 ft
10.0ft	136 fc	29.8 ft	30.2 ft
15.0ft	60.4 fc	44.8 ft	45.3 ft
20.0ft	34.0 fc	59.7 ft	60.3 ft
25.0ft	21.7 fc	74.6 ft	75.4 ft
30.0ft	15.1 fc	89.5 ft	90.5 ft

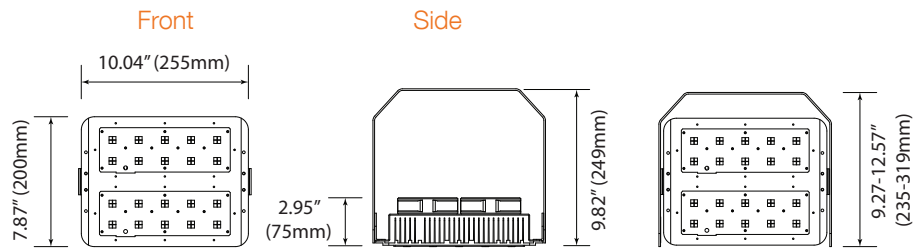
■ Vert. Spread: 112.3°
■ Horiz. Spread: 112.9°

DIMENSIONS

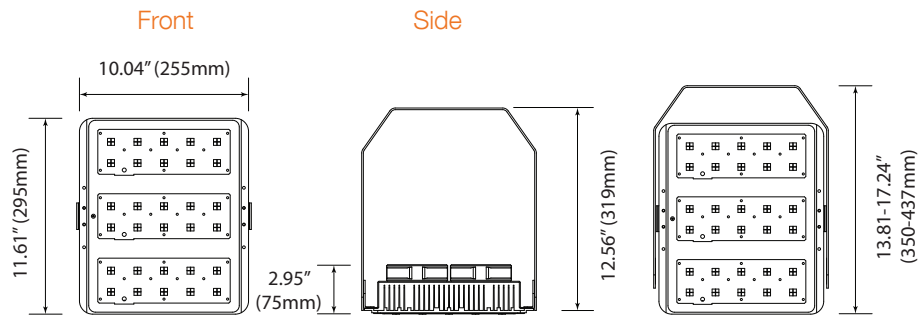
50W
4.00-lbs
(including driver)



200W
8.45-lbs
(including driver)



300W
11.40-lbs
(including driver)



PACKAGE

Case Qty 1 pc

